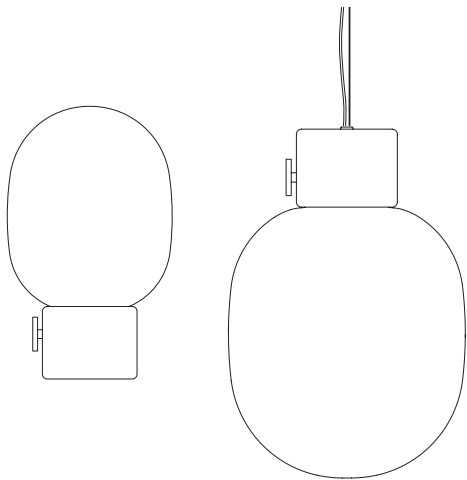


JWDA Table Lamp & JWDA Pendant Lamp by Jonas Wagell



Congratulations on your new JWDA Lamp designed by Jonas Wagell. We hope you will enjoy using this lamp and follow these instructions to ensure correct installation.

Component overview:

One JWDA Concrete Table Lamp lamp with 2 meter textile cord, dimmer and G9 socket or,
One JWDA Metallic Table Lamp lamp with 2 meter textile cord, dimmer and G9 socket or,
One JWDA Metallic Pendant Lamp lamp with 4 meter PVC cord and wire, dimmer and G9 socket.

Care Instructions:

To clean simply wipe with a soft dry cloth. Turn off power before cleaning. Do not use any cleaners with chemicals, solvents, or harsh abrasives. These instructions are provided for your safety. It is important that the instructions are read carefully and completely before assembling.

JWDA Metallic Lamp

This Menu A/S product is made off solid polished brass. Solid Brass is a natural material which will oxidize from the moment it is exposed to air. Therefore, you may discover that upon unpacking the lamp the brass base has already darkened. Oxidation is part of the lamps characteristics, however if you would like to maintain the shiny appearance, care instructions are below.

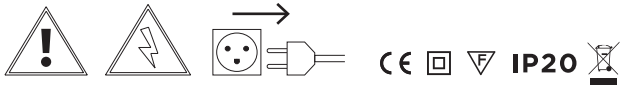
To keep the polished look—use a mild metal polish and a soft cloth, avoid using water. Polishing creams and/or polishing cloths can be bought in most retail stores.

JWDA Lamp:

Max 220V and 40W bulb, G9 socket. (bulb not included)

BE SURE THE ELECTRICITY TO THE WIRES YOU ARE WORKING ON IS SHUT OFF; EITHER THE FUSE IS REMOVED OR THE CIRCUIT BREAKER IS TURNED OFF.

Please check the specific rules for electrical installation work in your country. Some countries may require an authorised electrical contractor.



IMPORTANT

If you have any problems regarding the electrical installation, contact a certified electrician. Always shut off power to the circuit before starting installation work. Always use 40W G9 bulbs. The external flexible cable or cord of this luminaire cannot be replaced. If the cord is damaged, the luminaire shall be destroyed.

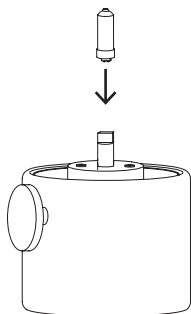


Correct Disposal of this product

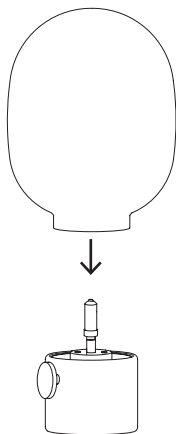
This marking indicates that this product should not be disposed with other household wastes throughout the EU. To prevent possible harm to the environment or human health from uncontrolled waste disposal, recycle it responsibly to promote the sustainable reuse of material resources. To return your device, please use the return and collection system or contact the retailer where the product was purchased. They can take this product to environmentally safe recycling.

JWDA Table Lamp


1.



2.

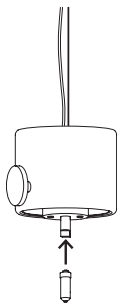


3.

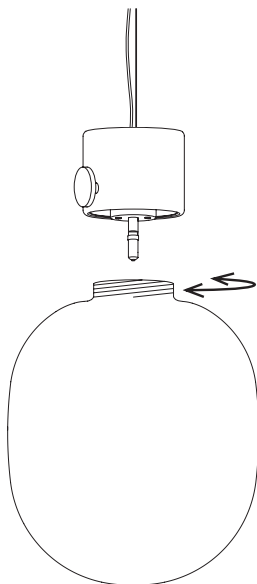


JWDA Pendant Lamp

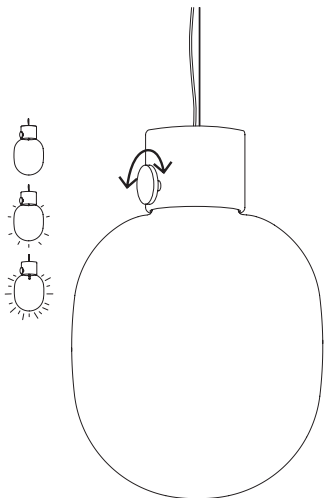
1.



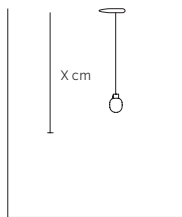
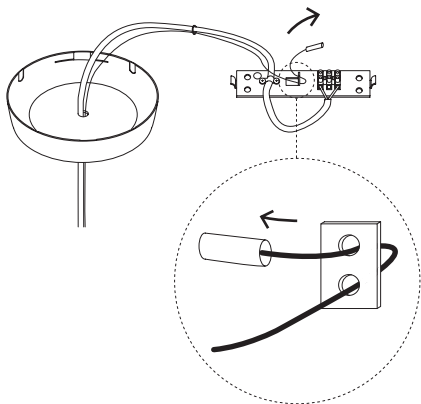
2.



3.



4.



Pull the wire to adjust the length and desired hanging height of the lamp.

